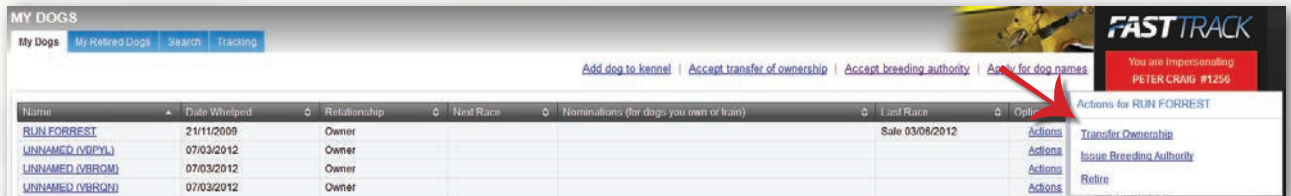


Register transfer of ownership

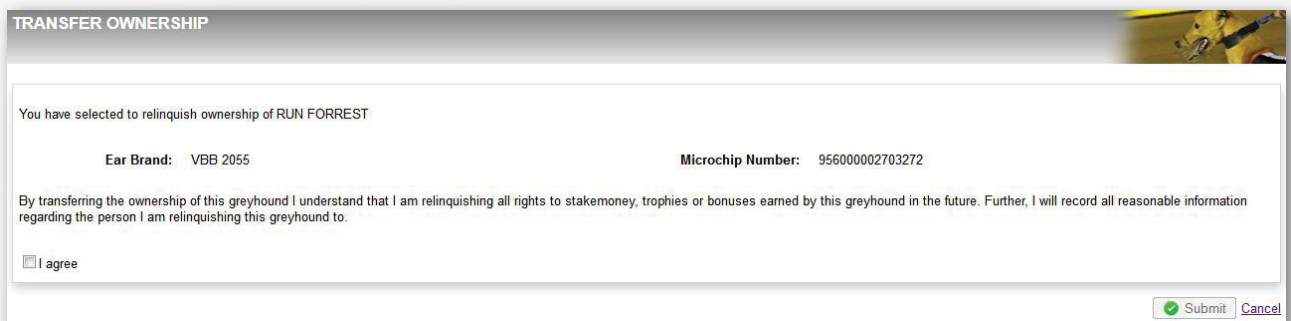
Access path: FastTrack > Log in > My Dogs

1. Log in to FastTrack.
2. On the blue menu, click **My Dogs**.



Name	Date Whipped	Relationship	Next Race	Nominations (for dogs you own or train)	Last Race	Options
RUN FORREST	21/11/2009	Owner			Sale 03/08/2012	Actions
UNNAMED (VRPYL)	07/03/2012	Owner				Actions
UNNAMED (VBRQM)	07/03/2012	Owner				Actions
UNNAMED (VBRQN)	07/03/2012	Owner				Actions

3. Click **Actions** for the greyhound whose ownership you are transferring.
4. In the pop-up menu, click **Transfer Ownership**.



TRANSFER OWNERSHIP

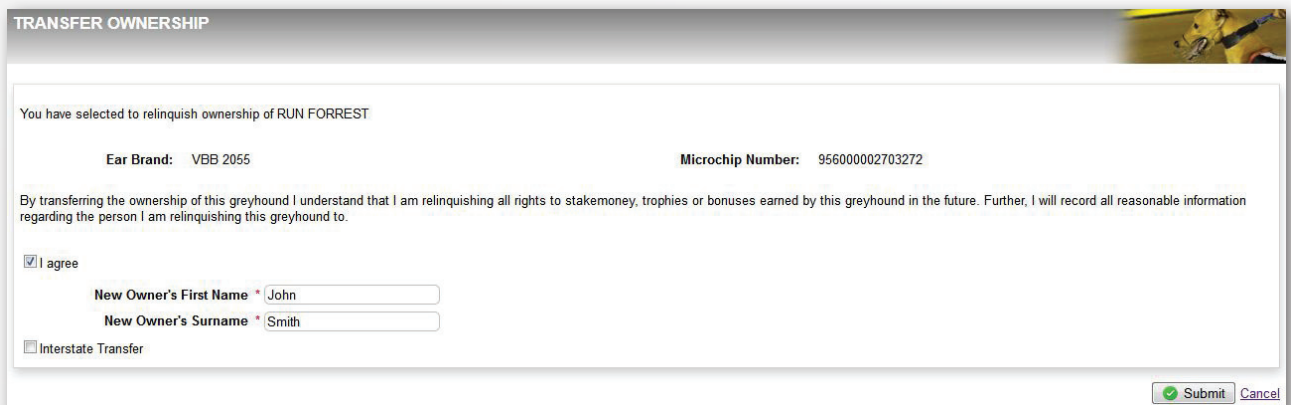
You have selected to relinquish ownership of RUN FORREST

Ear Brand: VBB 2055 Microchip Number: 956000002703272

By transferring the ownership of this greyhound I understand that I am relinquishing all rights to stakemoney, trophies or bonuses earned by this greyhound in the future. Further, I will record all reasonable information regarding the person I am relinquishing this greyhound to.

☐ I agree

5. Read the condition of the transfer.
6. Tick the checkbox "**I agree.**" You will now see more fields.



TRANSFER OWNERSHIP

You have selected to relinquish ownership of RUN FORREST

Ear Brand: VBB 2055 Microchip Number: 956000002703272

By transferring the ownership of this greyhound I understand that I am relinquishing all rights to stakemoney, trophies or bonuses earned by this greyhound in the future. Further, I will record all reasonable information regarding the person I am relinquishing this greyhound to.

☒ I agree

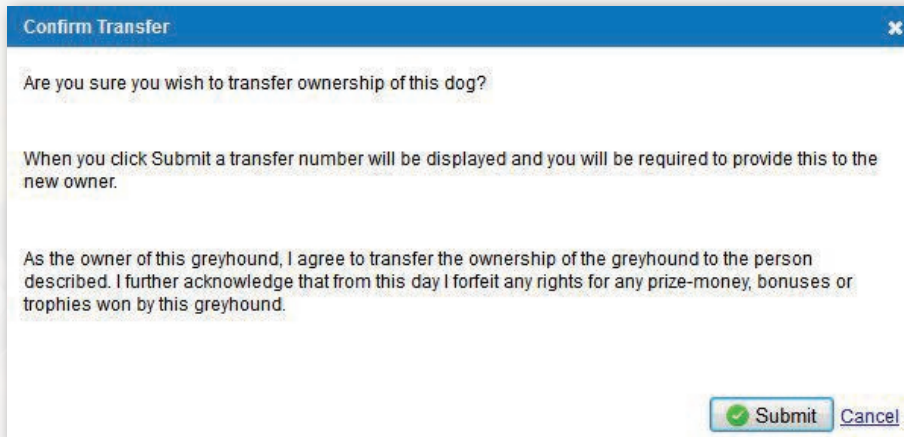
New Owner's First Name * John

New Owner's Surname * Smith

☐ Interstate Transfer

7. Enter the **First Name** and **Surname** of the new owner. These are compulsory fields.
8. If the new owner lives in another state/territory, tick the checkbox "**Interstate Transfer**" and enter the new owner's address.
9. Click **Submit** to initiate the transfer.

Register transfer of ownership - cont.



Confirm Transfer

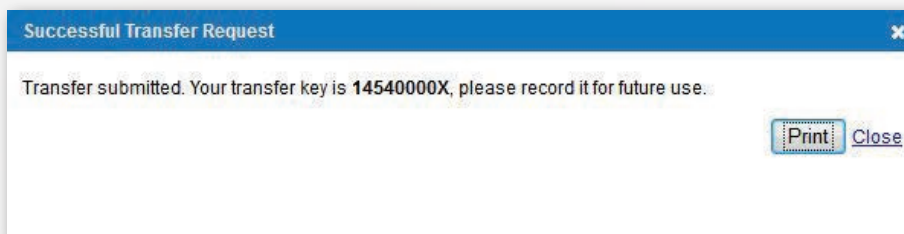
Are you sure you wish to transfer ownership of this dog?

When you click Submit a transfer number will be displayed and you will be required to provide this to the new owner.

As the owner of this greyhound, I agree to transfer the ownership of the greyhound to the person described. I further acknowledge that from this day I forfeit any rights for any prize-money, bonuses or trophies won by this greyhound.

[Submit](#) [Cancel](#)

10. Click **Submit** again to confirm.



Successful Transfer Request

Transfer submitted. Your transfer key is 14540000X, please record it for future use.

[Print](#) [Close](#)

11. Note down the Transfer Key/Number. You must give this number to the new owner. You may click **Print** in the confirmation window to print out a copy of the Transfer Key on your printer.

You will now see that the greyhound you had registered has (TFR) next to its name. *(Please note, this process can take five to ten minutes to complete).*

To accept the transfer, the new owner must have received the transfer key and greyhound's ear brand from you. You may retrieve the Transfer Key by placing your mouse cursor over the greyhound's name in your **My Dogs** list.

Accept transfer of ownership 1

Access path: FastTrack > Log in > My Dogs

To accept the transfer of ownership, you need both the transfer key and the greyhound's ear brand. The Transfer of Ownership Key is only valid for the new owner for 14 days from the date of issue. If the transfer is not completed within 14 days, the original owner is registered as the owner and the Transfer of Ownership Key is void.

To accept the Transfer of Ownership:

1. Log in to FastTrack.
2. Click **My Dogs**.

MY DOGS

My Dogs | My Retired Dogs | Search | Tracking

[Add dog to kennel](#) | [Accept transfer of ownership](#) | [Accept breeding authority](#) | [Apply for dog names](#)

Name	Date Whelped	Relationship	Next Race	Nominations (for dogs you own or train)	Last Race	Options
WYONA BALE (AUT)	06/01/2011	Breeder				Actions
ETEL ALLEN	06/10/2010	Trainer			The Meadows 23/05/2012	Actions
ALLEN CEASAR	06/10/2010	Trainer		Geelong 25/09/2012	Sandown Park 03/06/2012	Actions
DORIKA ALLEN	06/10/2010	Trainer			Sandown Park 03/06/2012	Actions

3. At the top of the page, click the **Accept Transfer of Ownership** link.

TRANSFER OF OWNERSHIP

Transfer of Ownership Key: *

✗ Transfer Key is required

Ear Brand: *

4. Enter the **Transfer of Ownership Key** and the **Ear Brand** of the greyhound.
5. Click **Validate**. FastTrack validates the **Transfer of Ownership Key** and the greyhound's **Ear Brand**. If validation fails, check that the correct information was entered. (You may need to verify the details with the seller of the greyhound.)

TRANSFER OF OWNERSHIP

Transfer of Ownership Key: *

Ear Brand: *

You have selected to gain ownership of **RUN FORREST**

Ear Brand:

Microchip Number:

☐ Force Ownership Change

Ownership Options

☒ Self Ownership

☐ Syndicate Ownership

A payment fee of \$50.00 is required for a named dog.

6. If you are a syndicate manager, click one of the **Ownership Options**, then choose the syndicate.
7. Click **Submit** to complete the transfer.

Accept transfer of ownership 2

8. Enter the payment details and click **Submit**.

TRANSFER OF OWNERSHIP

Transfer of ownership for a named dog requires a payment of \$50.00

Is Fee Amended ☐

Please select a payment method:



☒ Credit Card

Cardholder Name *


Card Number *

Expiry Date * /

CCV *

Cards accepted:  

* Please note that cancellations will receive refunds via EFT not via credit cards.

 ABOUT SSL CERTIFICATES

We take your security seriously. Pay online in safety with FastTrack, secured by VeriSign.

9. Click **Continue** or **View Invoice** to see the invoice.

PAYMENT COMPLETED

You have successfully transferred ownership of RUN FORREST to yourself

Your payment of \$50.00 has been received.

Your receipt number is: 14560000

[Continue](#)

[View Invoice](#)

In a few minutes you can see the greyhound's details in your **My Dogs** page.

08/11/2012